

The background of the cover features a dark grey, almost black, background with white line art illustrations of the speaker's components. At the top, a crossover network is shown with labels: "DIAMOND", "2-WAY CROSSOVER NETWORK 12dB/Oct", "H65SH", "INPUT", "WOOFER", and "TWEETER". Below this, the "DIAMOND AUDIO" logo is prominently displayed in a bold, white, sans-serif font. The bottom half of the cover is dominated by a large, detailed line drawing of the speaker's driver, showing the cone, surround, and basket. To the left of the driver, there is a smaller, circular component, possibly a tweeter or a sub-driver, also rendered in line art.

DIAMOND
AUDIO

H65SH

165mm 2-Way Shallow Component Speaker

OWNERS MANUAL

ABOUT THE DIAMOND AUDIO EXPERIENCE

Congratulations, you have just purchased the finest mobile audio products on the market to date. At Diamond Audio, our products represent the latest advances in acoustic technology in sound reproduction for your vehicle. Diamond Audio products are designed, developed, and engineered using the latest innovative materials and components to provide the finest sound reproduction possible. Every Diamond Audio product has been Klippel verified and tested to ensure the best sounding and most reliable product on the market, if installed properly, Diamond Audio products will provide many years of the ultimate listening experience.

Please note that prolonged exposure to sound pressure levels in excess of 100dB can cause permanent hearing loss. Using Diamond Audio products can exceed that level so please exercise restraint in its operation in order to preserve your ability to enjoy its high fidelity sound for many years to come.

Diamond Audio recommends our products be professionally installed by an authorized Diamond Audio dealer to achieve the best possible system recommendation and installation. This will ensure a true Diamond Audio listening experience and sound you would expect from Diamond Audio products. In doing this you will extend your warranty from one year to two years.


Go ahead, Hear the Music.

FEATURES

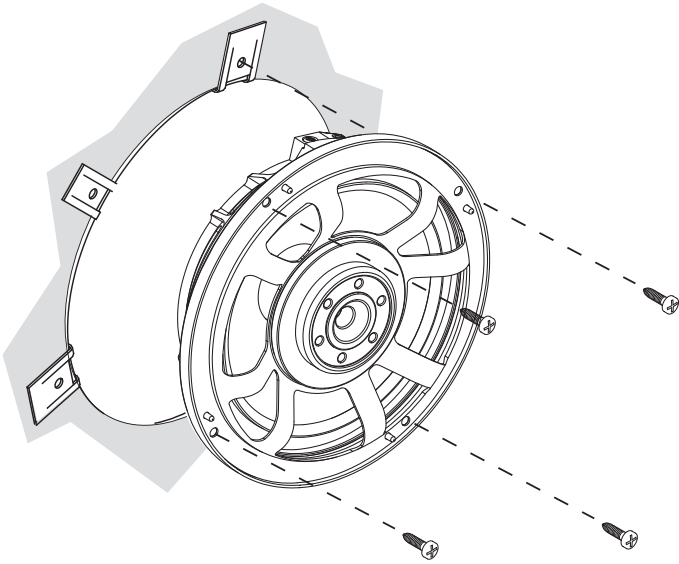
- New 6.5" Die cast aluminum alloy basket
- Hard anodized black aluminum cone
- FEA optimized high power motor with vented pole piece
- Klippel DA optimized motor and suspension symmetry
- Oversized speaker terminals for large gauge speaker wire
- 2 part crossover terminal for easy install and set up
- Neodymium tweeters available in silk or aluminum
- Grill and trim ring included.

MID-BASS DRIVER CONNECTION

The terminals on the HEX component mid-bass drivers feature a recessed mechanism to allow direct connection of speaker wire up to 12 gauge. This allows for a very clean and secure connection. Strip the end of the wire about 3/8" and insert into the terminal. Press the spring loaded terminal down and push the stripped wire in. Then release the spring terminal. Do not solder or tin the wire before connection, as it can cause higher resistance and lead to failure.



MOUNTING

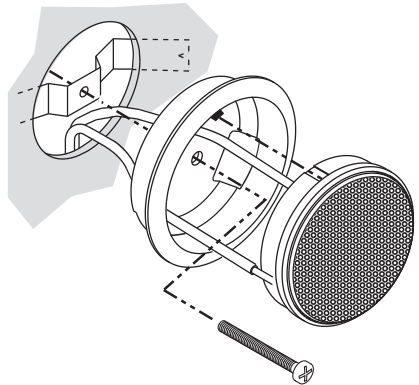


MID-BASS MOUNTING

The illustration above shows the parts included and correct mounting assembly of the H65SH component mid-bass driver. Grill is optional. Be sure to check the available mounting depth before installation begins. Use of the foam gasket is recommended to ensure a proper seal between the speaker and mounting surface. This is an extremely shallow speaker and fit in many places nothing else can.

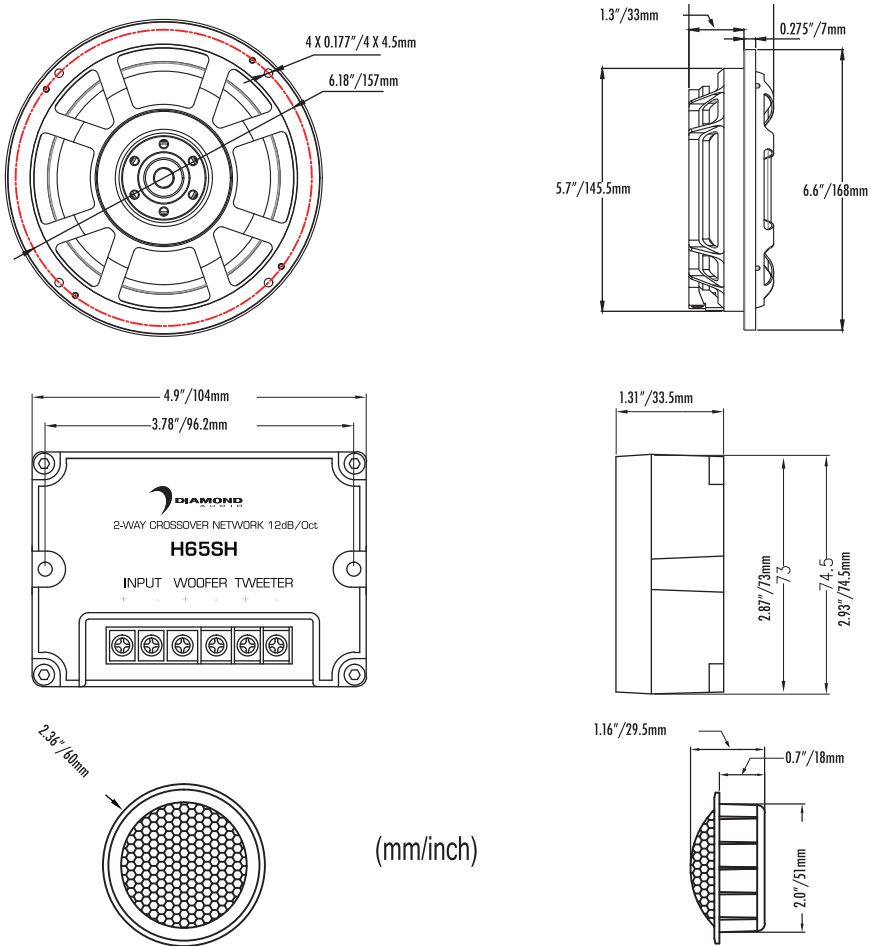
TWEETER MOUNTING

When flush or surface mounting tweeters, make sure desired location can accommodate the hole sizes and depth required. Mount cup using provided hardware flushmount illustration shown on right. Mount surface cup with provided screws in tweeter mounting kit. Snake speaker wires through tweeter cup, connect tweeter to wires and snap tweeter into cup by pushing down gently. Be careful not push on the center of the tweeter grill.



TECHNICAL SPECIFICATIONS	H65SH
Component Speaker:	6.5" / 165mm
Qts:	0.75
Nominal impedance:	4 ohms
Sensitivity (1W/1m):	89 dB
Continuous power handling:	75Wrms/150WMax
Voice Coil:	1.5"/38 mm

PHYSICAL DIMENSIONS

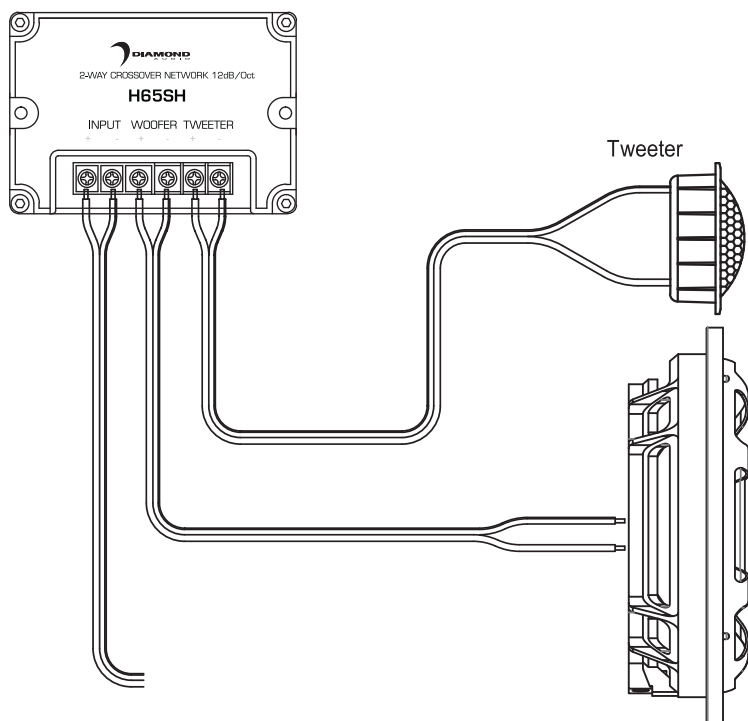


CROSSOVER

The H65SH component system comes with a pair of model specific adjustable crossovers giving you attenuation and crossover adjustments. The tweeter adjustment has settings for -3dB of attenuation, 0dB or +3dB of gain. There is also a "LPF/FLAT switch" that you may use in different application/locations to correct issues caused by placement of the drivers in the vehicles particular environment. Meaning that the farther the drivers are from each other you MAY want to try the "FLAT" position in the crossover

COMPONENT SYSTEM CONNECTION

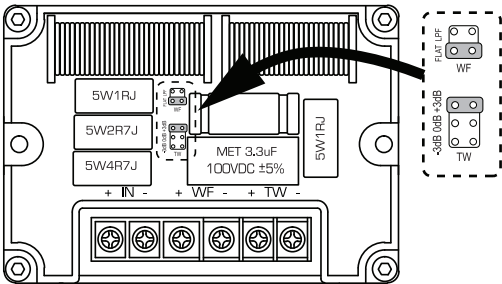
The following illustration shows how to connect one channel of the HEX component system. The removeable plug has the connections silkcreened on it so you do not have to have the crossover present to wire it up.



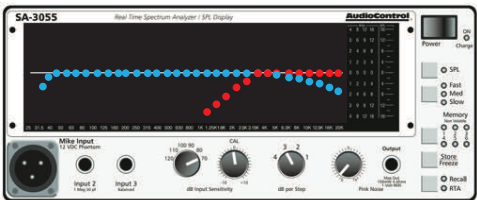
CROSSOVER ADJUSTMENTS - DETAILS....DETAILS...

Each H65HS component crossover has a third set of outputs marked "RAF". This stands for Rear Acoustic Fill. This output can be used to power and additional speaker off the same channel without effecting the impedance load on the source unit. The level of this output is pre-determined at -10dB of attenuation, for a REAL "rear fill" This creates a much more real stereo image and a bigger sound stage

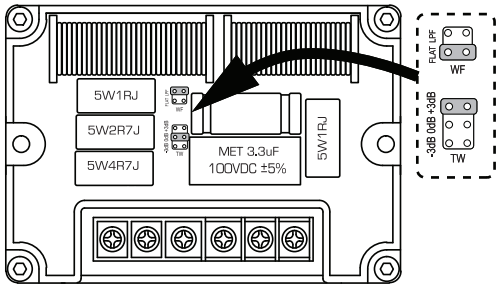
CROSSOVER SET TO FLAT AND +3dB



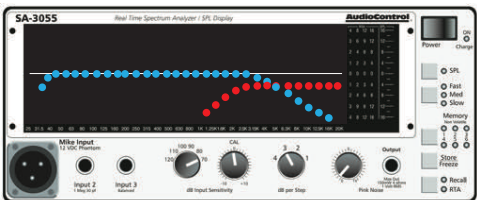
NOTE: The BLUE dots are the frequency response of the midbass driver (6.5") RED dots are the tweeter



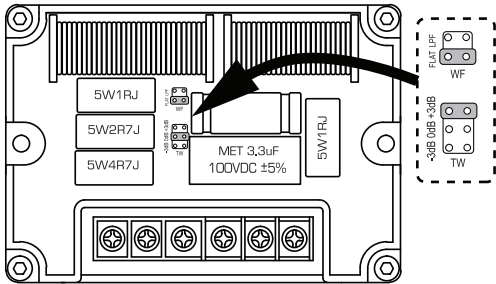
CROSSOVER SET TO LPF AND 0dB



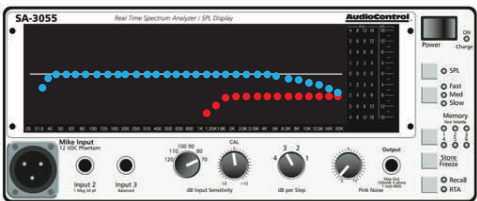
NOTE: The BLUE dots are the frequency response of the midbass driver (6.5") RED dots are the tweeter



CROSSOVER SET TO FLAT AND -3dB



NOTE: The BLUE dots are the frequency response of the midbass driver (6.5") RED dots are the tweeter



LIMITED SPEAKER WARRANTY STATEMENT

Diamond Audio (a division of CV & DA Holdings, Inc.) warrants this product to be free from defects in material and workmanship for a period of one (1) year from the original date of purchase provided it was purchased from an authorized DAT retailer within the United States. However, if this product was installed by an authorized DA retailer, the warranty period will be extended to two (2) years.

THIS WARRANTY IS NOT TRANSFERABLE AND APPLIES ONLY TO THE ORIGINAL PURCHASER OF THIS PRODUCT IN ITS ORIGINAL INSTALLATION. Original purchaser must reside in the United States and be able to provide proof of purchase and installation with the sales receipt from the authorized DAT retailer and completion of online registration that sold and installed the product.

Should a manufacturing defect occur during above said warranty period, DA will replace or repair the defective product with a product of the same or equivalent value and performance.

Damage or failure caused by any of the following is not covered under this warranty policy: negligence, improper use, abuse, product modification, unauthorized repair attempts, accident, acts of God, misrepresentations by DA retailers, and improper/inadequate packaging during return shipping. Warranty is void if serial numbers have been removed, altered or defaced.

Warranty is void if serial numbers have been removed, altered or defaced.

HOW TO OBTAIN WARRANTY SERVICE

In the event a DA product should require service, you should visit the authorized DA retailer you purchased the product from and they can expedite your claim. All claims must fall into the guidelines listed above and be accompanied by a copy of the original sales and installation receipt from that authorized DA retailer.

Product returned for warranty service must be freight-prepaid, properly packaged and clearly marked with the Return Authorization (RA) number issued by DA. Any product returned to DAT that is improperly packaged, does not have a RA number clearly marked on the package, or never received a RA number may be refused upon delivery. DA does not assume responsibility for lost or misdirected product.

Repair or replacement under this warranty is the exclusive remedy of the consumer. DA shall not be liable for any incidental or consequential damages for breach of any expressed or implied warranty on this product. Some states do not allow the exclusion or limitation of incidental or consequential damages, or allow limitations on how long an implied warranty lasts, so the above limitations or exclusions may not apply to you. This warranty gives you specific legal rights and you may also have other rights that may vary from state to state.

Customers outside the United States should contact their local sales office to obtain information on pricing, exchange unit availability, instructions, service and warranty/non-warranty replacement or repair.

Diamond Audio Technologies

1225 E.7th ST
LOS ANGELES, CA 90021
Tel: 213-261-4161
Fax: 213-947-4767
Web: diamondaudio.com

Service/Tech Support:

213-261-4161
Tech Support Email
techsupport@diamondaudio.com



DIAMOND
AUDIO

(a division of CV & DA Holdings, Inc.)

3761 S. Hill Street
Los Angeles, CA 90007

www.DiamondAudio.com